



Early Years Family Literacy Calendar

September 2024 to June 2025

Literacy is a strategic direction within the TDSB Multi-Year Strategic Plan and one of the pathways to excellence, equity and high achievement. The Early Years Family Literacy Calendar includes a collection of activities that families may engage in during the school year to support literacy skill development. Learn more at www.tdsb.on.ca/EarlyYears/Family-and-Caregivers.




Early Years Family Literacy Calendar created in partnership with Leadership Development, Employee Engagement and Continuous Improvement, ESL, Equity, Occupation Therapy/Physiotherapy, and Special Education

SEPTEMBER 2024

Family Literacy Calendar



Monday 2



Tuesday 3

Help your child practice writing their name. Say all the letter names.

Wednesday 4

Explore the outdoors. Name three things that can fly, three things that can crawl, and three things that grow outside.

Thursday 5

Look at a flyer. Talk about some pictures that start with the same sound (e.g., /c/ - corn, can)

Friday 6

Talk about the first week of school. Ask your child to tell you what brought them joy.

Monday 9

Make up sentences with weather words (e.g. sunny, windy, cloudy) and count the words using your fingers.

Tuesday 10



Wednesday 11

Read a story to your child in English and/or your home language. Read to a certain point and ask your child what might happen next.

Thursday 12

Go for a nature walk and listen and describe what you hear (e.g. bird chirping).


Friday 13

Talk about the letters or characters of your home language.

Monday 16

Look for logos, signs, symbols in your home, on TV, while outside for a walk. Talk about what you notice. For example, colours, shape, etc. Make your own sign.

Tuesday 17



Wednesday 18

Place a small item (e.g. paper clip, crayon) for each word in the sentence, "I like going to school." Then count the items.

Thursday 19



Friday 20

What can you draw by making only circles, squares, triangles? Label your picture with letters/words.


Monday 23

The shape of the day is a rectangle. Help your child draw a rectangle. See how many places you can find a rectangle today!

Tuesday 24

Stories have a problem and a solution. When reading together, help your child discover the problem in the story and how it was solved.

Wednesday 25



Thursday 26

Ask your child to tell you three things they did in school today.

Friday 27

Talk with your child about traditional dishes from your home country.

Monday 30

Point out words that begin with the same letter as your child's name (e.g. Aamir - apple). With your child, talk about how the beginning sounds are alike.



OCTOBER 2024

Family Literacy Calendar



Tuesday 1

Make up short sentences with your child. Say them again and leave out a word. Have your child say the missing word.

Wednesday 2

What is the first sound in your name?

Thursday 3

FALL! How many words can you think of that rhyme with fall?

Friday 4

Have your child tell someone in your family a funny story.

Monday 7

Using magnetic letters or letters written on paper, show your child the letters in their name. Have your child practice rearranging the letters to spell their name.

Tuesday 8

Name five animals. Hop for each syllable. Include words in your home language.


Wednesday 9



Thursday 10

Help your child understand sequence by giving them everyday examples, such as a morning routine: (e.g. First, I wake up. Next, I get dressed. Then, I eat breakfast.)

Friday 11



Monday 14

During dinner, describe the flavours of the meal (e.g. sour, spicy, sweet).

Tuesday 15

With your child, collect a bag of items from outside and sort them by something they have in common.

Wednesday 16



Thursday 17

Have your child draw/write about their favourite part of a story and share it with someone else.

Friday 18



Monday 21

Point out feelings using family pictures. With your child, take the opportunity to talk about emotions that family members are feeling.

Tuesday 22



Wednesday 23

Go on a scavenger hunt for numbers in your home or community. Try to find numbers shown in different ways. Take pictures and talk about numbers you found.

Thursday 24



Friday 25

Think of three friends. What sounds do their names start with?

Monday 28

Think of five fall words (e.g. leaf, wind). Talk about the first and last sounds of the words.

Tuesday 29

Texture Hunt: Find items that feel different in your home. Can you find items that are soft, hard, rough, bumpy? How would you describe their texture?

Wednesday 30

As you are reading a story with your child, ask questions to decide if a story is a fantasy or fiction. Could that happen in real life? How do you know?

Thursday 31



NOVEMBER 2024

Family Literacy Calendar




Monday 4

With your child, make up sentences using different words (e.g., table, book, school). Include your home language.



Tuesday 5

Read a story with your child. Discuss the pictures and how they tell the story.



Wednesday 6

Using magnetic letters or letters written on paper, take the letters in your child's name, mix them up and have them place them in order. Play several times.



Thursday 7

Ask your child to put words together to make new words:
rain + coat
pine + cone
scare + crow
apple + sauce

Friday 1

With your child, go for a fall nature walk. Find five leaves and talk about what is similar and different about them.

Monday 11

With a favourite book, discuss book concepts such as the author, illustrator, front/back page.

Tuesday 12

Help your child teach someone else how to make a triangle. What do you do first? Next? Last?

Wednesday 13



Thursday 14

Make up a sentence using fall words (e.g., tree, leaves, rake). Count the words in each sentence.


Friday 15

Help your child describe directions for making a snack. Ask, "What comes first? What happens next?"

Monday 18

Play the restaurant game and have your child create a menu and write your food order.

Tuesday 19



Wednesday 20

Together brainstorm toys and games that have the /c/ sound (as in cards). Write the words and read the list together.

Thursday 21

Hopping words! Take a sentence from a favourite story and have your child hop for each word.

Friday 22



Monday 25

Help set the table and say the first sound of each item placed.


Tuesday 26

Hide magnetic letters or letters written on paper around the room. Have your child tell you the letters as they find them.

Wednesday 27

Play a board game that involves counting.

Thursday 28



Friday 29

Have your child help you write a shopping list.

DECEMBER 2024

Family Literacy Calendar



Monday 2

Clap out the syllables in the word "De-cem-ber".

Tuesday 3

What kind of foods would you likely eat on a cold winter day? Have your child explain why.

Wednesday 4

Help your child tell a story about a picture or photo.

Thursday 5

Stomp like an elephant for each word in a sentence about an animal.

Friday 6

Go on a scavenger hunt to find items that begin with the same sound (e.g., "d" – dog, dinner).

Monday 9

What sound do you hear in the middle of: cat, sat, mat? Name three other words with the same middle sound.


Tuesday 10

Take turns playing "Find a...." (s, t, w, etc.) when reading a book together.

Wednesday 11

Hh

Thursday 12



Friday 13

Have your child practice writing their name, starting with an uppercase letter, followed by lowercase letters.

Monday 16

With a larger group, act out addition and subtraction problems. (e.g. 5 people are here now, but 2 have to leave.)

Tuesday 17

Have your child create a card for someone and write their name at the bottom.

Wednesday 18

Pick a sound (such as /p/) and have your child create a collage by cutting out pictures that begin/end with the sound.

Thursday 19

Ii


Friday 20

Make a list of holiday activities that you'd like to plan.


Monday 23




Tuesday 24



Wednesday 25



Thursday 26




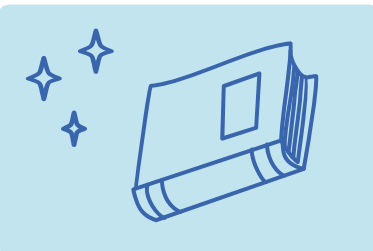
Friday 27

Talk about the letters on environmental print (e.g. street signs, store signs, licence plates).

Monday 30


Ask questions about the characters before, during and after reading your favourite story.

Tuesday 31



JANUARY 2025

Family Literacy Calendar




Wednesday 1

Read a book together. Find five words that have three syllables. Say the words slowly to hear all the syllables. (e.g. fes-ti-val; car-ni-val)

Thursday 2

Talk about the punctuation marks (e.g., periods, commas, question marks) in a book.

Friday 3




Monday 6

Kk

Tuesday 7

Have your child think of words that have the /s/ sounds at the end? (e.g., grass, bus, dress, etc.)

Wednesday 8



Thursday 9

Use "robot talk" to say words with three to five sounds. Have your child listen to the separated sounds and put them together. (e.g., you say, /c//a//t/, child says "cat").


Friday 10

During meal time, make the sound each food item begins with. (e.g. you're going to eat something that starts with /b/ sound "beans"). Repeat the task with another food.

Monday 13

Read a story with your child, and spend time finding ways the characters are alike and how they are different.

Tuesday 14



Wednesday 15

Think of five winter words (e.g., cold, boots). Talk about the first and last sounds of the words.

Thursday 16

Say the names of all family members. Use your voice to emphasize the first sound in each name.

Friday 17

Play with blocks or legos. How many ways can your child make five with two colours of legos? (e.g., one red and four blue).


Monday 20

Give sound clues so your child can guess an item in the room (e.g., It is red, round and begins with the sound /a/).

Tuesday 21

Ask your child to tell you three things they did in school today.

Wednesday 22



Thursday 23

Have your child pick his/her favourite number. Look for that number throughout the day, draw a picture of that number of things, or sing a song that many times.

Friday 24



Monday 27

Have your child match uppercase letters to lowercase letters.

Tuesday 28

Singing rhyming songs can be a fun way to play with speech sounds (e.g., Itsy Bitsy Spider). Sing songs in your home language.

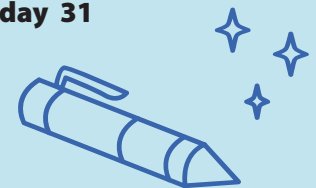
Wednesday 29

Before reading together, talk with your child about what they already know about the topic.

Thursday 30

Have your child use their imagination to create a story. They can act out and/or tell you their story using objects found in your home.

Friday 31



FEBRUARY 2025

Family Literacy Calendar



Monday 3

Say ten alphabet sounds. Have your child write the letter for each of the sounds.

Tuesday 4

Ask your child to put words together to make new words: snow + suit
winter + time
fire + place
snow + storm

Wednesday 5

Have your child practice asking questions. They can use the words "How," "What," "When," "Why" and "Where".

Thursday 6

Have your child tap out the syllables of the items that you are packing into your child's backpack (e.g., paper, book).

Friday 7

Help your child write/draw about their favourite thing to do in the winter.

Monday 10

Read a story to your child and ask questions about sequence. What happened first? How do you know? What happened last?

Tuesday 11

What is the last sound in your name?

Wednesday 12

Mm

Thursday 13

Play a guessing game to give your child practice matching letters and sounds. (e.g. "I'm thinking of something that starts with the sound /t./")

Friday 14

Go on a sound hunt for things that start with the /b/ (e.g. bird, bark, bench). Pick another letter and look for objects that start with that sound.

Monday 17

Talk about the print in the book. Can you find two words that are the same?

Tuesday 18



Wednesday 19

Say five words starting with "s". Show your child "S", ask what sound it makes. Play a game where they sit, you read a list of words and if they start with "s" your child jumps up.

Thursday 20

Nn

Friday 21

Create movements based on different feelings. Ask your child how to move if they were sad, happy, upset, angry, excited, scared, nervous, sick, tired.

Monday 24

Take turns picking a number up to ten and practice counting down to zero from it. Repeat this with different numbers.

Tuesday 25

Invite your child to call a friend or relative. Support them to ask these two questions:
1) How are you?
2) What did you do today?

Wednesday 26

Have your child draw/write about their favourite part of a story and share it with someone else.

Thursday 27

Keep playing with how words sound. Ask your child what other words rhyme with "in" (e.g., in/fin).

Friday 28

Read a book to your child. Ask them to draw a picture of where the story took place (sometimes called "the setting").



Oo



MARCH 2025

Family Literacy Calendar



Monday 3

Find an 'asking' sentence (question) in a book.

Tuesday 4

Clap the syllables in five of your favourite foods (e.g., pizza=2, banana=3, soup=1, salad=2).

Wednesday 5

Ask your child what their favourite animal is. Help them write/draw a list of all the things they know about that animal.

Thursday 6



Friday 7

Read a familiar story and talk about why the characters did the things they did.

Monday 10

Show your child different types of print. Read signs, billboards, recipes, labels and schedules.

Tuesday 11



Wednesday 12

Read different versions of the same book and compare the stories. What is the same? What is different?

Thursday 13



Friday 14

Have your child pick one thing they did this week and write/draw a story about it.

Monday 17

Have your child roll a die and tell you the number. Ask what is one more than your number? Have them roll again and ask what is two more than your number.

Tuesday 18



Wednesday 19

Take away the middle sound in **BAG** and replace it with /e/, /i/, /o/ and /u/. What are the new words?

Thursday 20

Name five food items that you eat. Hop for each syllable. Include words in your home language.

Friday 21

SPRING! How many words can you think of that rhyme with spring?

Monday 24

Place a 3D shape in a bag. Ask your child to reach into the bag to feel the shape and describe it without looking at it. You can use a ball, a cereal box, tube, etc.

Tuesday 25

Write the names of items in your house on post-it notes and stick them on the correct item (e.g., table).

Wednesday 26

Play "I Spy." Say, "I spy something with these sounds, /d/, /o/, /g/." Child says "dog". Take turns with your child.

Thursday 27

Use magnetic letters or letters written on paper to form short words such as: cat, sun, tub, etc.

Friday 28

Ask your child which of your toys is the heaviest? How do you know? Which of your toys is the longest? How long is it? Line your toys up by size.

Monday 31

With your child, talk about a time when you went somewhere special as a family. Help them write/draw a story about it.



APRIL 2025

Family Literacy Calendar



Tuesday 1

Give your child a word before reading. When they hear the word they can clap, hop or make a silly face.

Wednesday 2

Clap out the syllables in each family member's name. Whose name has the most syllables?

Thursday 3

Have your child say five words that begin the same sound as their name.

Friday 4

Use three blocks (or any small item) and move one for each of the sounds in the words: top (t-o-p), push (p-u-sh).

Monday 7

Hide magnetic letters or letters written on paper around the room. Have your child tell you the sounds of the letters as they find them.

Tuesday 8

Write letters/words with your finger on your child's back and have them guess what you wrote. Have your child do the same to you.

Wednesday 9

Rr

Thursday 10

Have your child tell a story about a time when they were really surprised or excited.

Friday 11

Name five things you do outside. What is the last sound you hear (e.g., skip- /p/, bike- /k/)?

Monday 14




Tuesday 15

While at the store, help your child find three items with the same beginning or end sound.

Wednesday 16

Name as many words as possible that begin with the sound /f/.

Thursday 17



Friday 18

Play with blocks! Which blocks stack? Which roll? Which slide? Have your child sort the blocks by shape and count the number in each group.

Monday 21

"Jump for Sounds." Say a word and have your child jump for each sound in the word while saying the sound (e.g. bat- /b/ /a/ /t/ - 3 jumps).

Tuesday 22

Ss

Wednesday 23

Have your child write a little note to add as a surprise to someone's lunch bag.

Thursday 24

Read a story with your child. Discuss the pictures and how they tell the story.

Friday 25

Think of five words that have three sounds (e.g., p-o-p) and four sounds (e.g., s-i-t-s).

Monday 28

Have your child help you write a shopping list.

Tuesday 29

Together, compare objects in real life using less than or greater than. (e.g. compare the number of windows to the number of doors at home).

Wednesday 30

Ask your child to put words together to make new words:
out + side
sun + flower
fire + works
rain + bow

Tt



MAY 2025

Family Literacy Calendar



Monday 5

Have your child create a card for someone and write their name at the bottom.



Tuesday 6



Wednesday 7

Say the names of all family members. Use your voice to emphasize the last sound in each name.

Thursday 1

Choose pictures from a magazine or flyer. Write the name of the picture and have your child say the last sound.

Friday 2

The shape of the day is a cylinder. Have your child draw a cylinder. See how many places you can find cylinders today!


Monday 12

Which word does not rhyme with the others?
car-book-star
gum-cash-mash
mad-see-sad

Tuesday 13

Play 'I Spy' and identify things that are green like grass.

Wednesday 14



Thursday 15



Friday 16

Think of five spring words (e.g., rain, bug). Talk about the first and last sounds of the words.

Monday 19

With your child, look in the mirror and make faces. Are you happy, sad, angry, silly? Together write/draw a story about something that makes you happy.

Tuesday 20

Play secret word. Slowly sound out a word (e.g., b-u-s, h-ou-se, f-r-o-g) and have your child guess the secret word.

Wednesday 21

Have your child draw a picture of their favourite toy. Talk about what makes it so special then write about it.

Thursday 22

Go on a scavenger hunt to find items that begin with the same sound (e.g., "m" – mat, marker).

Friday 23

Play with blocks or legos. How many ways can they make ten with two colours of legos? (e.g. two red and eight blue).

Monday 26

Find ten things, and order them by size - tallest to smallest.

Tuesday 27

Sing a rhyming song in your home language.

Wednesday 28

Help your child read their favourite book and write a new ending.

Thursday 29

Fill a bucket of water and have your child test if a toy will sink or float. Sort the toys and make a tally of how many sunk and how many floated.

Friday 30

Have your child think of words that have the /t/ sound at the end? (e.g., hat, shirt, etc.)

JUNE 2025

Family Literacy Calendar



Monday 2

Say fifteen alphabet sounds. Have your child write the letter for each of the sounds.

Tuesday 3

Play Head/ Shoulders/Knees/ Toes. Say a word and have your child touch their head for 1st sound, shoulders for the 2nd, knees for the 3rd, and toes for the 4th.

Wednesday 4

What is a sound in the middle of your name?

Thursday 5

Xx

Friday 6

With your child, create a poster of faces with different emotions. Ask them to identify an emotion on the poster and ask when they last felt this way and why.

Monday 9

Yy

Tuesday 10

Read a story to your child in English and/or your home language. Read to a certain point and ask your child what might happen next.

Wednesday 11



Thursday 12

Take a walk and keep a tally chart of things you see. How many trees do you see? (e.g. birds, flowers, grey cars, dogs, etc..).

Friday 13

Ask your child to tell you three things they will do tomorrow. Practice using future tense.

Monday 16

What sound do you hear in the middle of these words: *moon, spoon, tune, June?*

Tuesday 17

Help your child count and keep track of how many vegetables and pieces of fruit you eat today. Did you eat more fruit or more vegetables? How many more?

Wednesday 18

Using familiar words, write simple sentences on paper and cut the sentence into words. Have your child put the words back together to make each sentence.

Thursday 19

Ask your child to tell you three things they did in school today.

Friday 20

Have your child draw a picture of themselves and label it (e.g. head, mouth, etc.).

Monday 23

Go on a scavenger hunt for numbers in your home or community. Try to find numbers shown in different ways. Take pictures and talk about numbers you found.

Tuesday 24

Think of as many bugs as you can and clap out the syllables (e.g., caterpillar, ladybug, ant, cricket, beetle).

Wednesday 25

Help your child write/draw a thank you note to someone.

Thursday 26


Have your child sound out the word as you change the beginning sound. (e.g. the word is spring, take away the /s/, what is the word? Child says ring.)

Friday 27

Together with your child, make as many words as you can out of the letters: C E L E B R A T I O N

Monday 30

Make a list of summer activities that you'd like to plan.



Zz





Our Mission

To enable all students to reach high levels of achievement and well-being and to acquire the knowledge, skills and values they need to become responsible, contributing members of a democratic and sustainable society.

Strategic Directions

Equity: Equity is a principle that will continue to guide the TDSB in all that it does. Equity will be foundational to all TDSB work and will be embedded throughout the strategic directions.

Truth and Reconciliation: We commit to the implementation of the Truth and Reconciliation Commission of Canada Calls to Action.

Belong: All students belong, are engaged, and valued in an inclusive environment.

Achieve: All students reach high levels of achievement, success, and personal development.

Thrive: All students graduate with the confidence, skills, and knowledge to thrive.

Revitalize: All students and staff learn and work in inclusive, safe, and modern environments.

We Value

- Each and every student's interests, strengths, passions, identities and perspectives on their education
- Partnerships with students, parents/guardians/caregivers, staff, community partners, and education partners
- A strong public education system that promotes full participation by identifying, removing, and preventing accessibility barriers so that all students, including students with disabilities/special education needs and intersecting identities, are provided with opportunities to realize their full potential
- The diversity of students, parents/guardians/caregivers, staff, community partners, and education partners
- Shared leadership and respectful working relationships
- Accountability and innovation
- The contributions of a highly skilled and diverse staff
- Digital citizenship and environmental stewardship

**INSPIRING
MINDS &
SHAPING
FUTURES:**

**Our Multi-Year
Commitment to
Student Success
2024-2028**

To read the full Multi-Year Strategic Plan, visit www.tdsb.on.ca/mysp