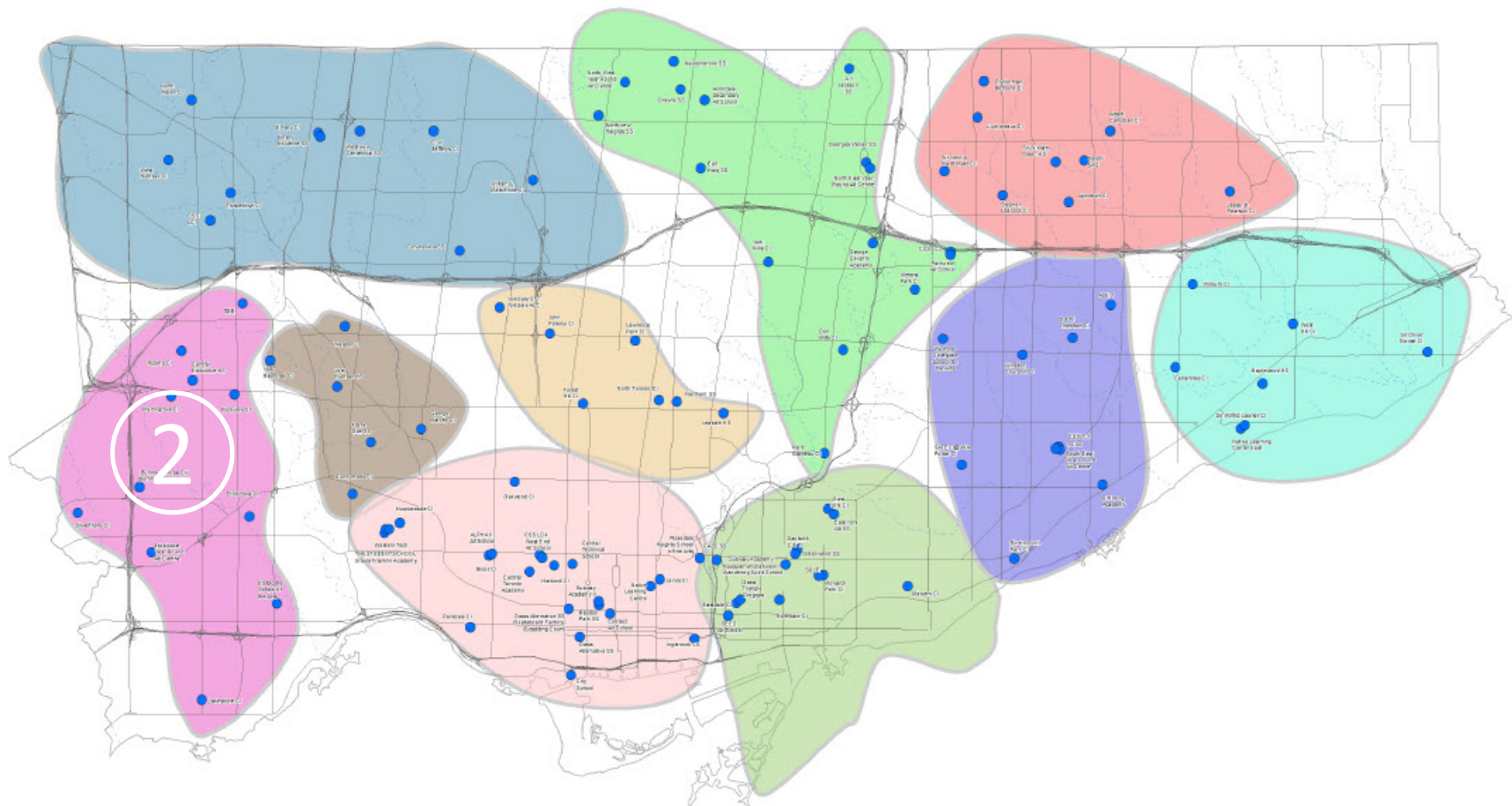


Looking Ahead 2029

Group 2

Appendix 4C



Looking Ahead 2029 - Group 2

List of Schools

Collegiates

- Etobicoke Collegiate Institute
- Kipling Collegiate Institute
- Lakeshore Collegiate Institute
- Martingrove Collegiate Institute
- Richview Collegiate Institute
- Silverthorn Collegiate Institute

Alternative Schools

- Etobicoke Year Round Alternative School
- School of Experiential Education

Congregated Special Education Schools

- Central Etobicoke High School

EdVance Programs

- Burnhamthorpe Collegiate Institute

Specialized Schools

- Etobicoke School of the Arts

Looking Ahead 2029 - Group 2

Key Facts

	2019	2029	Change
Total Enrolment	6,808	7,330	522
Total Capacity	8,529	8,529	-
Surplus Space (Capacity - Enrolment)	1,721	1,199	-522
Utilization Rate (Enrolment / Capacity)	80%	86%	6%

Note

- There is a large Specialized School in this Group, which attracts a significant number of students who reside in other areas.

Appendix 4C

Number of Secondary Schools



Less than 65% Utilization



Over 100% Utilization



Looking Ahead 2029 - Group 2

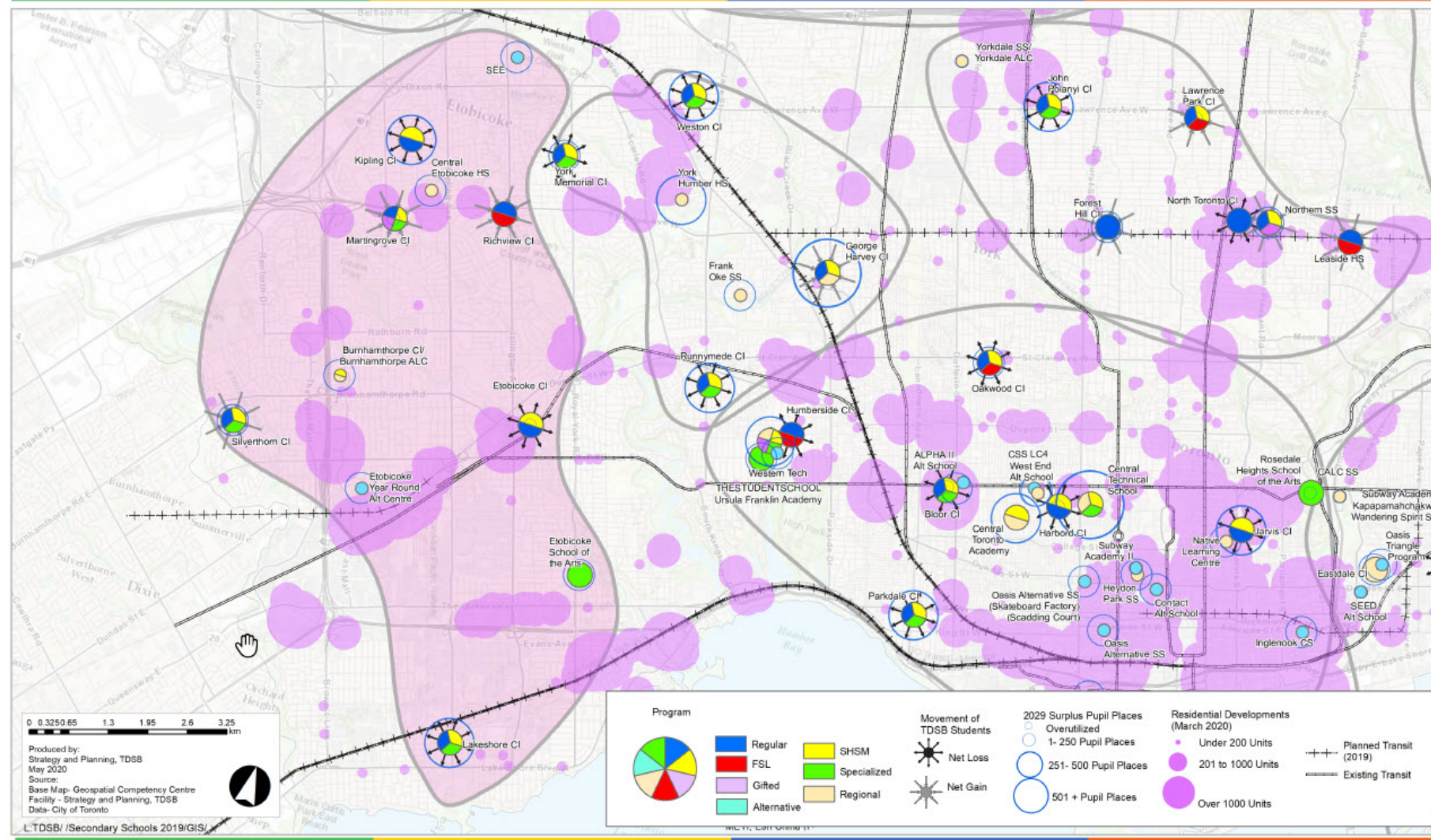
Appendix 4C

Context Map



Toronto District School Board

Secondary Program Review – Group 2

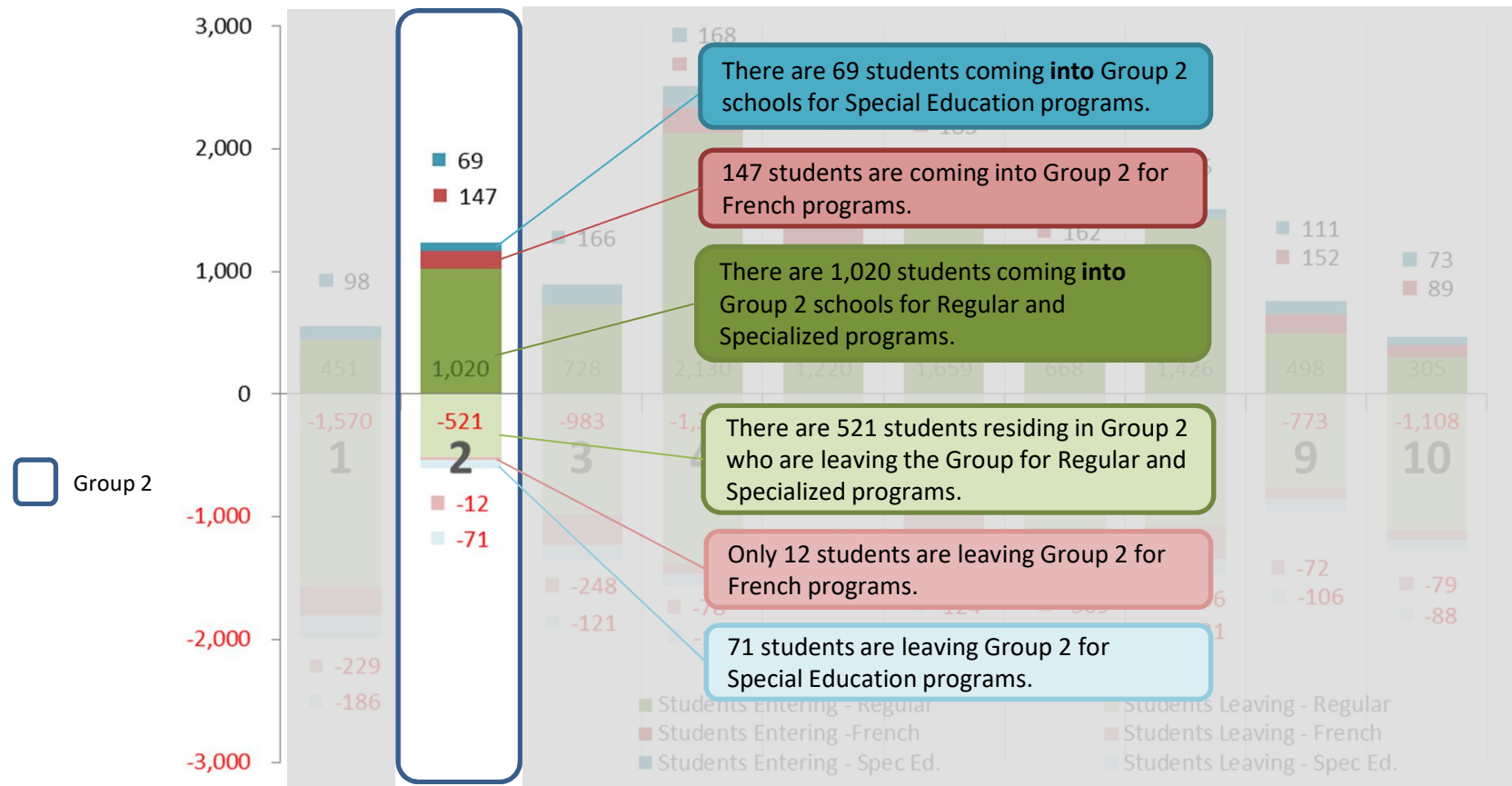


Looking Ahead 2029 - Group 2

Appendix 4C

Movement of Students

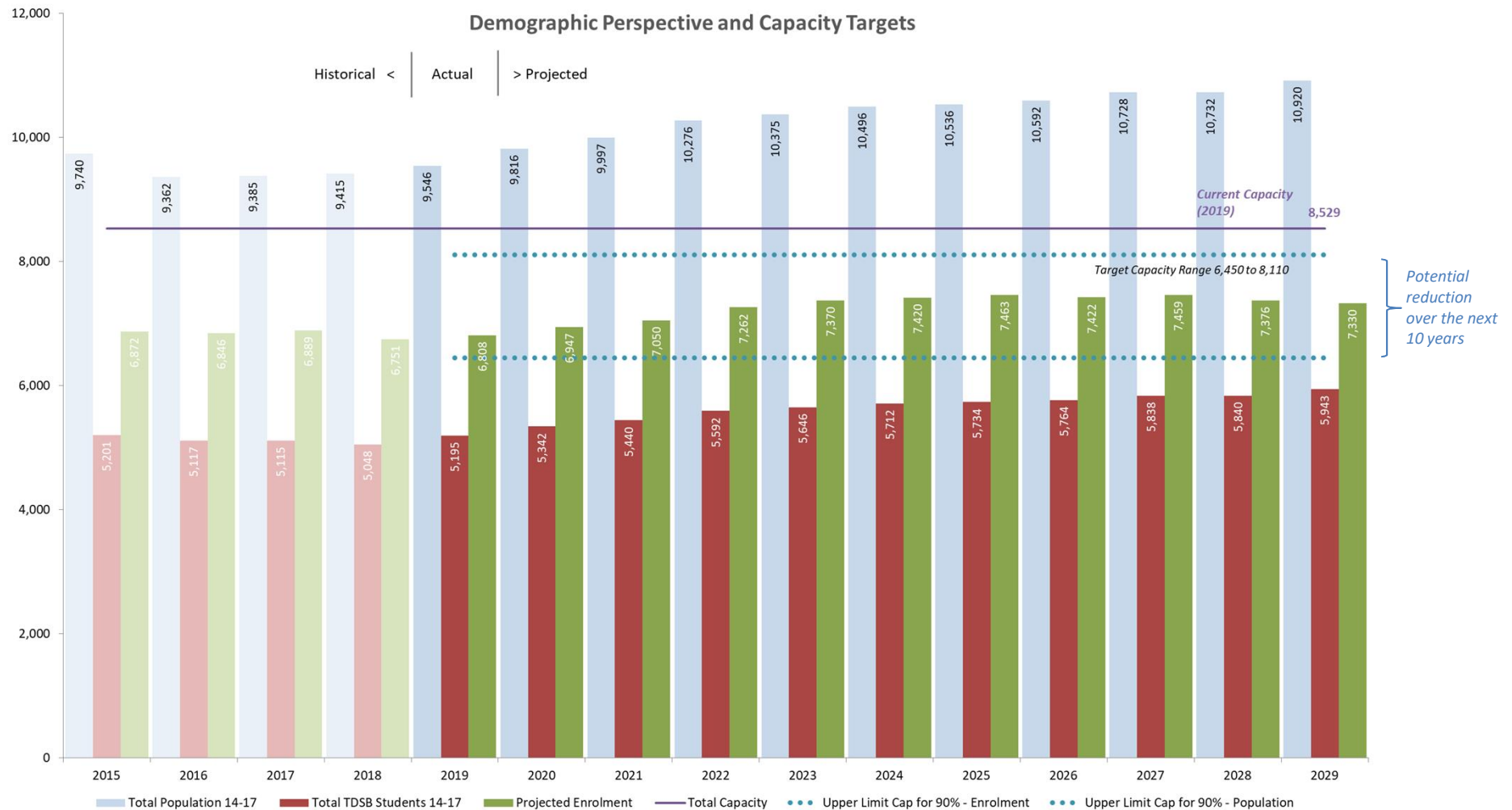
Movement of Students Between School Groups - 2019



- Large numbers of students residing outside of Group 2 are attending schools within the Group for regular or specialized programs
- Etobicoke School of the Arts draws over 500 students into this Group from outside (half of the 1,020 shown)
- There are over 100 students coming into schools within Group 1 for French as a Second Language program (single site in Etobicoke).
- This Group does not lose many students to French as a Second Language programs outside of the Group (-12).

Looking Ahead 2029 - Capacity Targets

Appendix 4C



- The number of projected students exceeds the number of 14-17 year old TDSB students residing in the area.
- The large target capacity range is due to the variance between the two datasets (approx. 420pp to 2,080pp).
- Etobicoke School of the Arts, a specialized school, draws a large number of students (500+) into the group.
- There is also many students coming into the group on Optional Attendance (Martingrove CI), and French programs (Richview CI)

Roadmap to 2029 – List of Preliminary Concepts

- **Target a reduction of surplus capacity between 420 and 2,080 pupil places**
 - Future Pupil Accommodation Reviews to explore potential consolidations and reduce surplus capacity.
 - Reaching the upper limit of the potential capacity reduction is unlikely due to the presence of a specialized school that is open to all students residing in the City through application
 - The large range in potential capacity reduction recognizes that there are more students attending schools in this Group than live in this Group.
 - The guiding principles of the Long-Term Program & Accommodation Strategy will inform this work, specifically school size and utilization targets.
- **Exploration of secondary school capacity to address elementary accommodation pressures**
 - Substantial residential growth in the Etobicoke City Centre and Dundas St. West area could be addressed through the use of existing secondary school land and/or buildings.
- **Review of the four Year-Round Alternative Schools**
 - This review crosses multiple groups and will explore the existing location of each program.
- **Second French Immersion pathway to provide a local opportunity for students**
 - Explore a second pathway for students entering the secondary panel who are continuing in French as a Second Language programs.
- **Review of Congregated Special Education schools across the Board**
- **Review of Specialized Programming to increase access for TDSB students.**
 - The new policy managing Specialized schools and programs will prioritize access for students residing in the City of Toronto over those from outside.
- **Introduction of FAST programs to increase/expand offerings in Skills and Technology**
 - FAST programs are an opportunity to expand access for students who wish to pursue pathways in the skilled trades.
 - FAST programs will maximize the use of specialized spaces within schools, and align with Specialist High Skills Major (SHSM programs).

School Inventory - Group 2

School Name	School Type	LOI (2017)	Current Situation							5 Years Out (2024)						10 Years Out (2029)					
			Actual Enrolment	Capacity	Util. Rate	Under Capacity	Over Capacity	% Underutilized	% Overutilized	Projected Enrolment	Util. Rate	Under Capacity	Over Capacity	% Underutilized	% Overutilized	Projected Enrolment	Util. Rate	Under Capacity	Over Capacity	% Underutilized	% Overutilized
Etobicoke Collegiate Institute	Collegiate	97	1,055	1,263	84%	208				1,262	100%	1				1,297	103%	-34			
Kipling Collegiate Institute	Collegiate	9	519	936	55%	417				479	51%	457				458	49%	478			
Lakeshore Collegiate Institute	Collegiate	70	635	1,098	58%	463				711	65%	387				658	60%	440			
Martingrove Collegiate Institute	Collegiate	74	1,046	1,059	99%	13				1,160	110%		-101			1,103	104%		-44		
Richview Collegiate Institute	Collegiate	92	1,117	873	128%		-244			1,261	144%		-388			1,315	151%		-442		
Silverthorn Collegiate Institute	Collegiate	93	895	1,056	85%	161				970	92%	86				914	87%	142			
Etobicoke Year Round Alternative Centre	Alt	32	40	57	70%	17				35	61%	22				35	61%	22			
School of Experiential Education	Alt	27	108	252	43%	144				81	32%	171				81	32%	171			
Central Etobicoke High School	SpEd	16	134	378	35%	244				179	47%	199				187	49%	191			
Burnhamthorpe Collegiate Institute	EdVance	38	335	507	66%	172				339	67%	168				339	67%	168			
Etobicoke School of the Arts	Specialized	106	924	1,050	88%	126				943	90%	107				943	90%	107			

Collegiates and Technical-Commercial Schools - 2019 Enrolment Breakdown and Programs Offered

School Name	Regular Track	French Imm.	French Ext.	Special Education	Special Education Programs	Specialized Programs and Specialist High Skills Majors (SHSMs)
Etobicoke Collegiate Institute	1,014			41	LD	SHSM - Manufacturing SHSM - Info./Comm. Tech SHSM - Sports
Kipling Collegiate Institute	519					SHSM - Hospitality and Tourism SHSM - Info./Comm. Tech
Lakeshore Collegiate Institute	619			16	LD	SHSM - Business SHSM - Construction SHSM - Hospitality and Tourism Advanced Placement Cyber Arts SHSM - Info./Comm. Tech
Martingrove Collegiate Institute	940			106	Gifted PD	Advanced Placement SHSM - Health and Wellness
Richview Collegiate Institute	498	461	158			
Silverthorn Collegiate Institute	895					Elite Athletes SHSM - Arts and Culture

Collegiates - Attendance Area Summary 2019: Attending Regular Track Locally

School Name	Total In-Area Students	Total Attending Local School (Reg. Track) and %
Etobicoke Collegiate Institute	1,486	850 57%
Kipling Collegiate Institute	1,142	427 37%
Lakeshore Collegiate Institute	1,092	575 53%
Martingrove Collegiate Institute	672	358 53%
Richview Collegiate Institute	474	312 66%
Silverthorn Collegiate Institute	890	584 66%

Collegiates - Attending School Summary: Regular Program 2019

School Name	Total Enrol. Reg Track	Total In-District (Reg. Track) and %	Total Out of District (Reg. Track) and %
Etobicoke Collegiate Institute	1,014	850 84%	164 16%
Kipling Collegiate Institute	519	427 82%	92 18%
Lakeshore Collegiate Institute	619	575 93%	44 7%
Martingrove Collegiate Institute	940	358 38%	582 62%
Richview Collegiate Institute	498	312 63%	186 37%
Silverthorn Collegiate Institute	895	584 65%	311 35%

