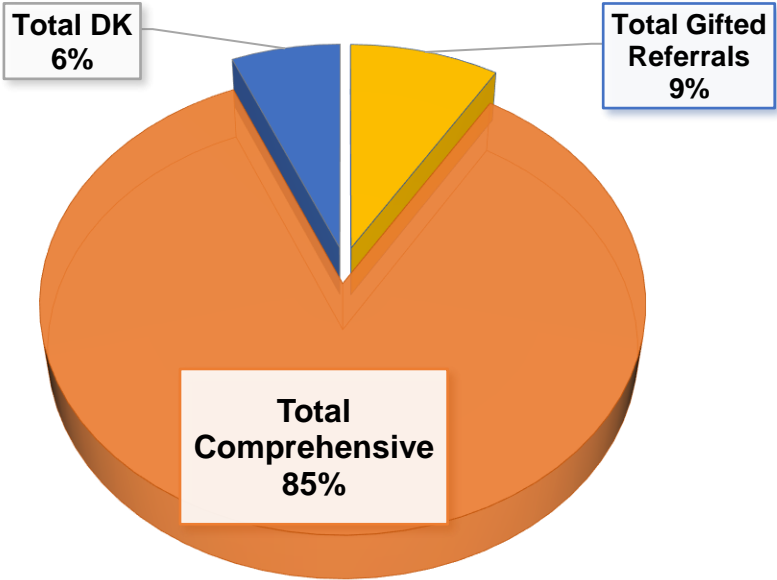


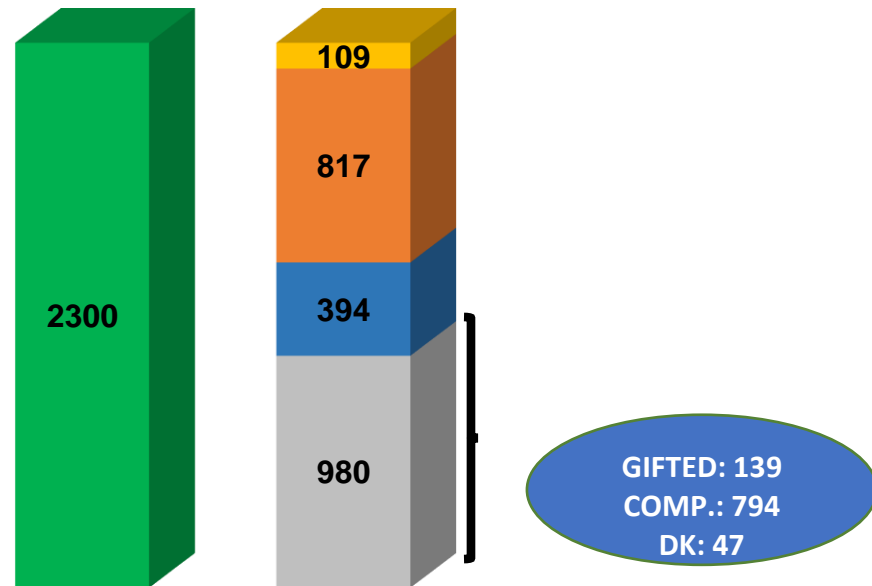
**TOTAL REFERRALS  
GIFTED, DK & COMPREHENSIVE  
(SEPT.-NOV.)**



September to November 2023, the total number of referrals is **2300** (*DK 148-; Gifted-203; Comprehensive-1949*)

## PSYCHOLOGICAL REFERRALS-BREAKDOWN SEPT. 2023.

■ Total Referrals ■ Waiting ■ Completed ■ In Progress ■ Removed

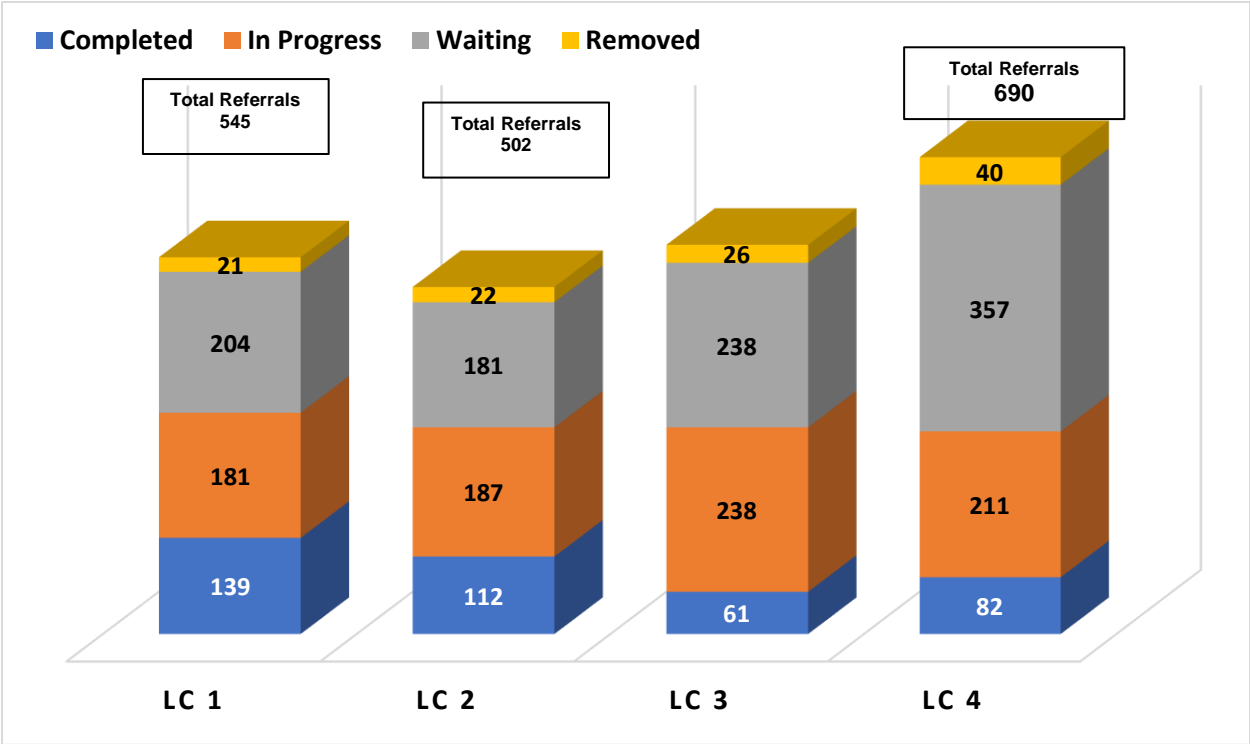


For Comprehensive/DK Assessments Waitlist:

This chart indicates the breakdown of the **2300** psychological referrals (*Gifted, Comprehensive & DK*) received since September 2023.

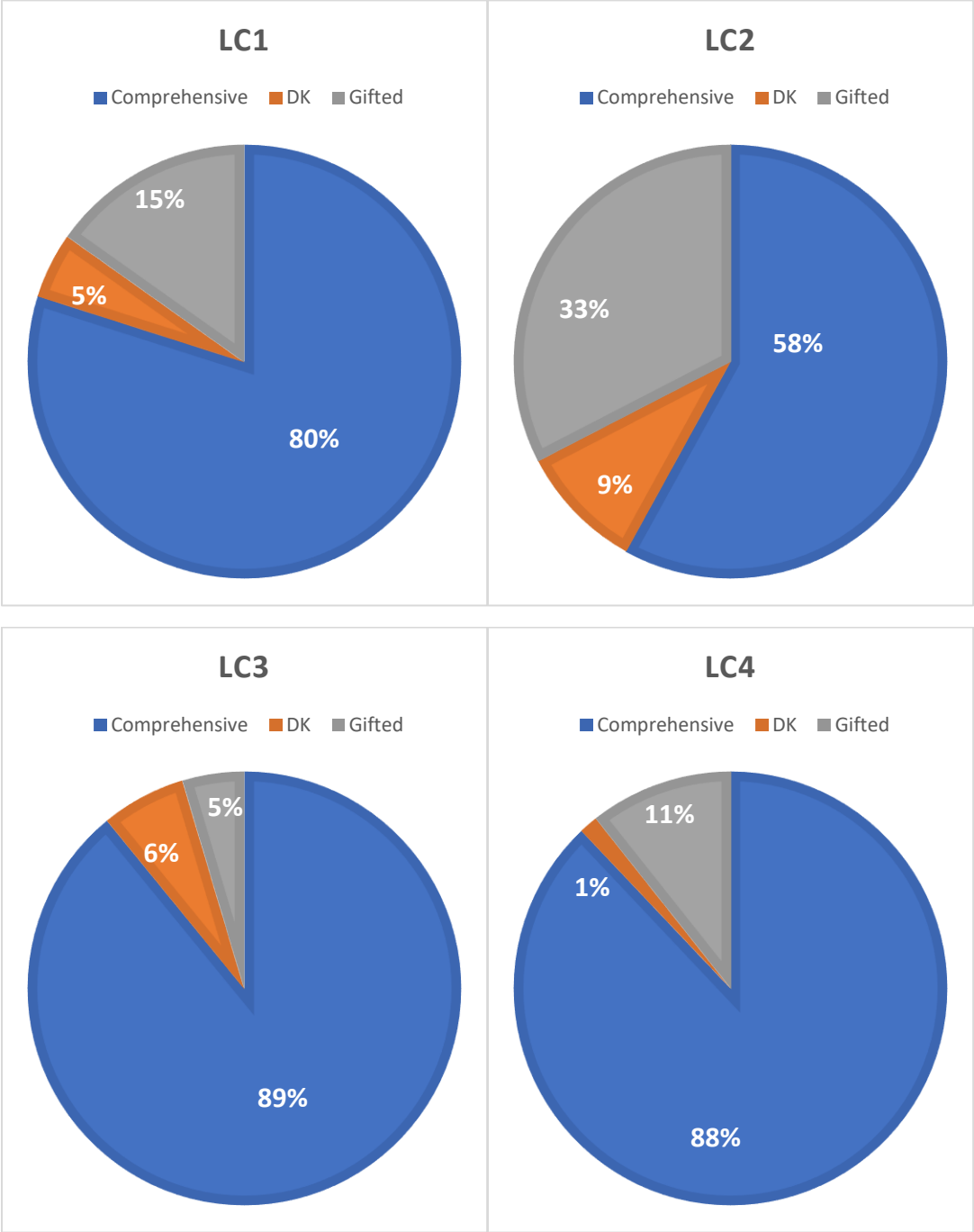
- End of November 2023, **841** Comprehensive & DK Assessments are on the waitlist (*794 and 47 are Comprehensive & DK Assessments respectively*)
- **394** Referrals (*Comprehensive/DK & Gifted*) have been completed since September 2023.
- **817** Referrals (*Comprehensive, DK & Gifted*) are in progress
- **109** have been removed for some these following reasons:
  1. *The parent/guardian has not consented to the assessment*
  2. *The student has left the board*
  3. *The student moved out of the city/region/providence/country*
  4. *Other supports were provided that supported the initial needs which initiated the assessment (trauma therapy; outside private psycho-educational assessment by parent/guardian; supports/differential strategies provided to the educators in the classroom that have positive outcomes etc.)*

Total LC 3 Referrals 563



This chart shows referrals(Comprehensive, DK & Gifted) that have been completed, are in progress, on the waitlist and removed for each LC.

The charts show the breakdown of the waitlists, per LC, in percent for Comprehensive, DK and Gifted Assessments.



**\*\*The waitlists do vary, and part of this variance includes the following (projected for 23/24 school year)**

<b>Learning Centre</b>	<b>Number of Schools</b>	<b>*Elementary Student Population</b>	<b>*Secondary Student Population</b>	<b>*TOTAL Student Population</b>
1	134	38,915	20,222	<b>59,137</b>
2	136	38,716	16,708	<b>55,424</b>
3	133	38,658	15,511	<b>54,169</b>
4	157	47,614	18,975	<b>66,589</b>
Virtual School (*Elementary & Secondary included)				Elementary: <b>1037</b> Secondary: <b>1460</b> Total: <b>2497</b>

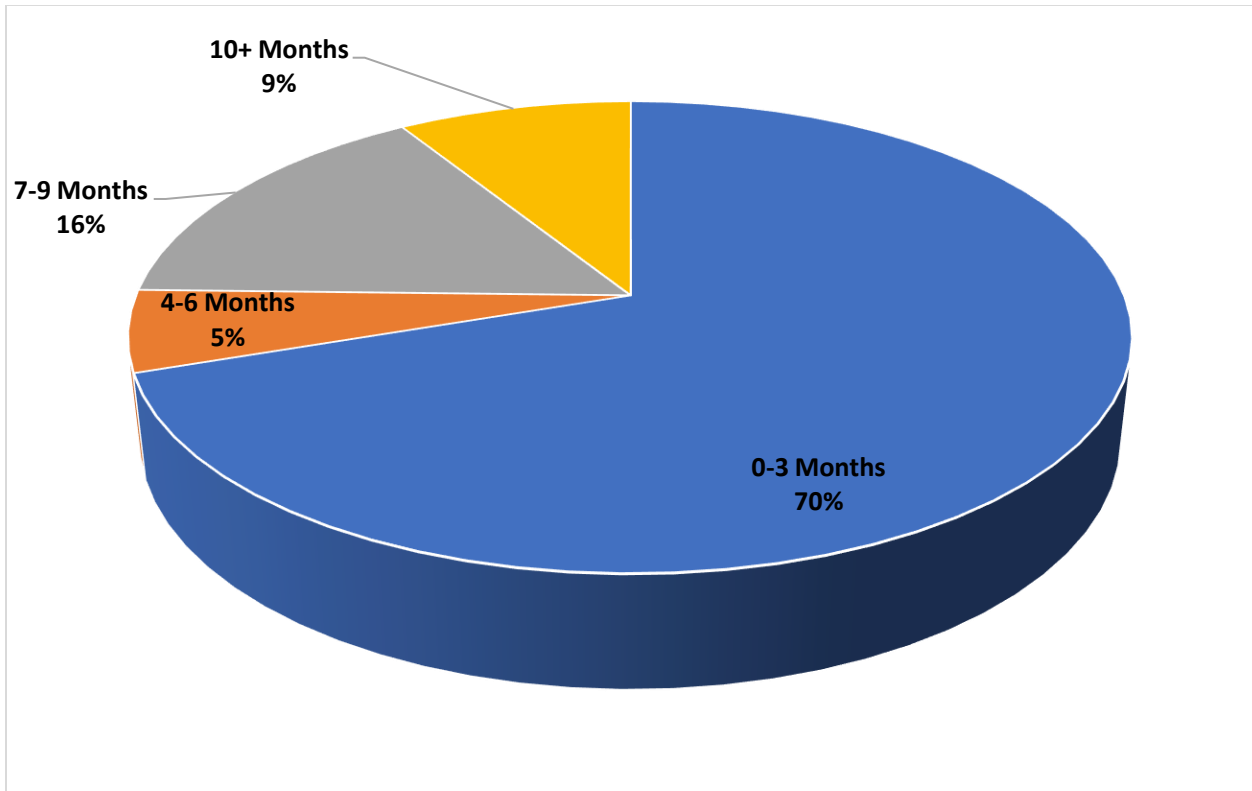
**\*preliminary Oct. 31, 2023 enrollment summary**

**Higher referral numbers in LC4 are attributed to:**

- LC4 has 20 plus schools more than the other LC's including alternative programs for elementary and secondary students.
- LC4 has more students than the other LC's

**Comprehensive and DK Assessments Aged-Waitlist**

Comprehensive/DK Assessments Aged Waitlist	0-3 Months	4-6 Months	7-9 Months	10+ Months	TOTAL
September-November 2023	587	47	132	75 <i>(all under 12 months)</i>	841



Psychological staff are continuing to put effort in to comprehensive assessments, that are 6 plus months plus.

- 0-3 Months: 537 at 70%**
- 4-6 Months: 47 at 5%**
- 7-9 Months: 132 at 17%**
- 10+ Months: 75 (all under 12 months) at 9%**

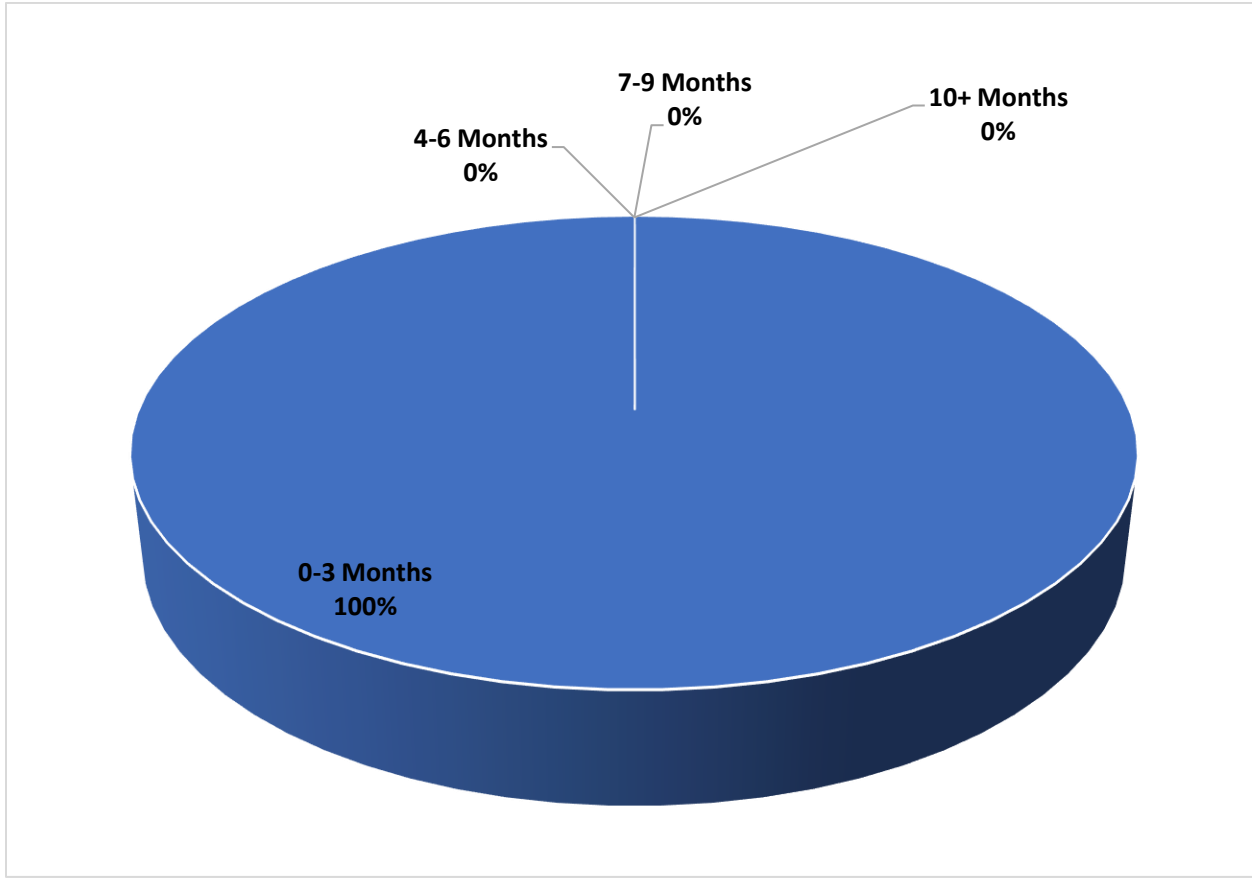
- Total for comprehensive and DK on wait list at the end of November 2023: **836**
- A reduction of **12.2% from the waitlist of Comprehensive/DK at the end of October 2023.**

Below are some rationales why 6-month comprehensive referrals remain on the waitlist:

- 1) Parent/Guardian want to continue with the assessments and the students are in virtual school where only a portion of psychoeducational assessments can be completed virtually. These students and parents/guardians a being offered local school spaces and administrative buildings to support the completion of in person testing but have declined.
- 2) Students who left, in between testing, to go out of the country/city/province and want to remain on the wait list.
- 3) Student who enrolled into virtual school in between testing and want to remain on the waitlist.
- 4) Student and parents/guardians who are not responding to the staff and staff are working with the school and Attendance Counselors to locate.
- 5) External Report Assessments (a new process that has required learning for staff) have been taking up staff time to ensure appropriate supports are being provided for the student
- 6) New psychological staff members are being supervised (as per the Ontario College of Psychology) which is taking up some additional time.

**Gifted Assessments Aged-Waitlist**

<b>Gifted Assessments Aged Waitlist</b>	<b>0-3 Months</b>	<b>4-6 Months</b>	<b>7-9 Months</b>	<b>10+ Months</b>	<b>TOTAL</b>
<b>September - November 2023</b>	<b>139</b>	<b>0</b>	<b>0</b>	<b>0</b>	<b>139</b>



Pie chart percent breakdown of gifted referrals on the waitlist for all wait list

**0-3 Months: 139 at 100%**

**4-6 Months: 0 at 0%**

**7-9 Months: 0 at 0%**

**10+: 0 at 0%**

Total wait list for gifted at the end of November 2023: **139**