

Special Education Advisory Committee

September 18, 2023



Land Acknowledgement

We acknowledge we reside on the lands of the Mississaugas of the Anishinaabe, the Haudenosaunee Confederacy and the Wendat. We also recognise the enduring presence of all First Nations, Métis and Inuit peoples, as well as the importance of establishing and maintaining Cultural Safety through learning from Indigenous Peoples and Perspectives.



Agenda

	Item	Facilitator/ Presenter	Time/Notes	Action/Outcome
1	<ul style="list-style-type: none"> A. Call to Order (quorum) B. Announce Live Streaming of meeting C. Land Acknowledgement D. Review/Approval of Agenda E. Declarations of Possible Conflict of Interests F. Approval of SEAC Minutes from June 2023 G. Action Log Update 	Chair	7:00 - 7:40 Meeting can be viewed live by clicking the Live Stream icon on the TDSB SEAC webpage. TDSB Live Webcast - Special Education Advisory Committee 40 minutes	Information /Approval/ Update

Agenda

	Item	Facilitator/ Presenter	Time/Notes	Action/Outcome
2	Leadership Report <ul style="list-style-type: none">• Developing Action Plan• SEAC survey	Louise Sirisko Nandy Palmer	7:40 - 8:20 40 minutes	Update/Information
3	Trustees Report	Trustees	8:20 - 8:25 5 minutes	Update/Information
4	Member Items: Autism Ontario Issue on School Transfers	Julie Diamond Leo Lagnado	8:25 - 8:30 5 minutes	Update/Information

Agenda

	Item	Facilitator/ Presenter	Time/Notes	Action/Outcome
5	Round Table Association and Community Updates Working Group Updates (on request)	Members	8:30 - 8:45 15 minutes	Update/Information
6	<ul style="list-style-type: none"> ● Other Business ● Correspondence (Letters from Waterloo Region DSB and Dufferin Peel Catholic DSB distributed) ● Adjournment <p>Membership Announcements: Change for Autism Ontario Leo Lagnado Association Representative Julie Diamond Association Alternate</p> <p>Resignation - Jana Girdeuskas Next meeting - October 16, 2023</p>	Chair	8:45 - 9:00 15 minutes	

Projected Enrolment Data for 2023-2024



Final System Projection

2023 / 2024

Elementary Panel Summary by Program - JK to 8

Final Projection Enrolment

30 September 2023

Program	JK	SK	Gr 1	Gr 2	Gr 3	Gr 4	Gr 5	Gr 6	Gr 7	Gr 8	Head Count Total	FTE Total
Regular Programs												
Regular	12,722	13,776	14,055	14,197	14,093	13,165	13,378	13,351	12,433	12,935	134,105	134,105.0
Early Imm	2,272	1,967	2,048	1,955	1,922	1,713	1,683	1,587	1,532	1,329	18,008	18,008.0
Mid Imm	0	0	0	0	0	763	506	532	0	0	1,801	1,801.0
Fre Ext	0	0	0	0	0	0	0	0	649	576	1,225	1,225.0
Late Ext	0	0	0	0	0	0	0	0	0	322	322	322.0
Cyber Arts	0	0	0	0	0	0	0	27	27	0	54	54.0
Elite/Excep Athl	0	0	0	0	0	25	34	40	69	76	244	244.0
Regular Programs Total	14,994	15,743	16,103	16,152	16,015	15,666	15,601	15,537	14,710	15,238	155,759	155,759.0
Special Education Programs												
Behav	0	0	0	0	8	11	18	21	17	13	88	88.0
Autism	0	0	48	77	82	77	97	115	92	77	665	665.0
Deaf/HH	21	16	4	11	12	2	12	5	6	7	96	96.0
LD	0	0	1	2	6	31	45	87	95	108	375	375.0
Gifted	0	0	0	0	0	600	596	633	587	611	3,027	3,027.0
MID	0	0	58	70	81	72	115	103	93	124	716	716.0
DD/DH	13	33	174	171	174	131	163	161	144	307	1,471	1,471.0
Physical	0	3	3	6	14	10	14	15	16	10	91	91.0
Diagnostic	148	212	0	0	0	0	0	0	0	0	360	360.0
Special Education Programs Total	182	264	288	337	377	934	1,060	1,140	1,050	1,257	6,889	6,889.0
Elementary (JK to 8) Total	15,176	16,007	16,391	16,489	16,392	16,600	16,661	16,677	15,760	16,495	162,648	162,648.0

Projected Enrolment Data for 2023-2024



Final System Projection 2023 / 2024

Secondary Panel Summary by Program - 9 to 12

Final Projection Enrolment

30 September 2023

Program											Head Count		FTE		
	<15	15	16	17	18	19	20	21	22+	20&Under	21+	Total	20&Under	21+	Total
Regular Programs															
01 Regular	11,857	12,459	13,131	12,998	2,705	1,026	560	78	0	54,736	78	54,814	54,253.0	68.0	54,321.0
05 Fre Ext	395	469	440	452	1	0	0	0	0	1,757	0	1,757	1,757.0	0.0	1,757.0
06 Fre Imm	925	872	801	799	5	0	0	0	0	3,402	0	3,402	3,402.0	0.0	3,402.0
35 Africentric	39	38	37	20	29	0	0	0	0	163	0	163	163.0	0.0	163.0
36 Arts Focus	826	698	731	720	61	1	0	0	0	3,037	0	3,037	3,016.0	0.0	3,016.0
37 Cyber Arts	209	162	158	135	0	0	0	0	0	664	0	664	664.0	0.0	664.0
38 Elite/Excep Athl	150	115	96	73	1	0	0	0	0	435	0	435	435.0	0.0	435.0
39 IB	422	362	321	202	0	0	0	0	0	1,307	0	1,307	1,307.0	0.0	1,307.0
40 Leadership	120	143	112	112	0	0	0	0	0	487	0	487	487.0	0.0	487.0
41 STEM	869	791	836	774	4	0	0	0	0	3,274	0	3,274	3,274.0	0.0	3,274.0
Regular Programs Total	15,812	16,109	16,663	16,285	2,806	1,027	560	78	0	69,262	78	69,340	68,758.0	68.0	68,826.0
Special Education Programs															
08 Autism	75	74	55	43	34	8	5	0	0	294	0	294	294.0	0.0	294.0
09 Deaf/HH	12	3	6	5	3	3	0	0	0	32	0	32	32.0	0.0	32.0
11 LD	115	118	119	99	48	10	3	0	0	512	0	512	512.0	0.0	512.0
13 Gifted	428	345	281	275	5	0	0	0	0	1,334	0	1,334	1,334.0	0.0	1,334.0
14 MID	147	166	139	128	88	70	61	0	0	799	0	799	799.0	0.0	799.0
15 DD/DH	109	119	127	123	109	74	81	0	0	742	0	742	742.0	0.0	742.0
19 Physical	3	3	4	3	3	0	0	0	0	16	0	16	16.0	0.0	16.0
Special Education Programs Total	889	828	731	676	290	165	150	0	0	3,729	0	3,729	3,729.0	0.0	3,729.0
Secondary (9 to 12) Total	16,701	16,937	17,394	16,961	3,096	1,192	710	78	0	72,991	78	73,069	72,487.0	68.0	72,555.0

Accessibility for Ontarians with Disability (AODA) Update

This report highlights the key activities of the Accessibility Office at the Toronto District School Board (TDSB) in their pursuit of compliance with the Accessibility for Ontarians with Disabilities Act (AODA) from 2005 to September 2023.

Accessibility Policies and Plans:

- TDSB's Multi-Year Accessibility Plan is undergoing updates that are in line with AODA requirements and which coincide with the 2023 Accessibility Compliance Report due by December 31, 2023.
- The Accessibility Policy: P069 was updated to include provisions for training and emergency response for people with disabilities.
- An internal administrative review is in progress for various procedures related to public use of service animals, support persons, and assistive devices.
- A monthly awareness campaign focusing on accessibility in physical, digital, social, and emotional aspects has been initiated on our internal website.
- AODA compliance training sessions are mandatory for TDSB staff, with upcoming topics including "Defining Disability" and "Defining Accessibility".
- Digital Document Accessibility Training is being provided to staff.
- One-on-one interviews with Advisory Board members highlighted financial limitations and diverse accessibility needs. The need for significant funding for accessibility improvements was emphasized.

Special Education Fall and Winter Professional Activity (PA) Day Sessions

Building on the success of the June 2023 PA Day, professional learning sessions for support staff will be offered by Special Education and Inclusion staff from the Assistive Technology, Autism Services, and Behaviour, Prevention and Intervention (BPI) teams during PA Days throughout the fall and winter.

They will present a variety of interactive professional learning sessions for support staff on a number of topics such as *ABCs of ABA: Using Basic ABA Strategies in the Classroom; Positive Reinforcement; Structuring Unstructured Time; Behaviour Prevention and Supporting De-Escalation; and Effective Strategies to Support Students Who Have an Alternative and Augmentative Communication (AAC) Device.*

These hands-on learning sessions will provide an opportunity for support staff to learn, develop skills and explore effective inclusionary practices to implement accommodations in classrooms that incorporate Universal Design for Learning and Differentiated Instruction.

PowerSchool Special Education Application

In March 2024, the TDSB will move all Special Education and Inclusion applications to PowerSchool Special Education Program. The existing processes and forms are similar, and the new platform will be integrated with PowerSchool SIS and provide the user with more modernized functionality and design.

To support teachers and schools in shifting over to this new platform, staff will receive 30 minutes of asynchronous professional learning on the October 6 PA Day to review the technical instructional videos that have been developed to support in navigating and utilizing the new platform.

Five schools are piloting the new program beginning this September to support a smooth transition in March 2024. Currently teachers and special education staff are learning the new platform and providing valuable feedback to the developers.

Summer Transition for Students with High Special Education Needs

Students with high special education needs have a range of physical, emotional, social, health, safety, and academic needs that should be considered as they transition back to school. For these students, structure and routine are often critical components to learning.

Through ministry funding, over 83 elementary and secondary schools offered a transition program for students with high special education needs to facilitate a smooth transition back to school. Programs included building relationships, establishing familiarity with schools and reviewing/practicing routines.

Special Education and Inclusion

Summer School Program

The Toronto District School Board (TDSB) once again offered a variety of summer programs for students with special education needs. Programs to meet the various needs of students who receive support for their physical disabilities, developmental disabilities from Kindergarten to age 21, and for those with deaf and hard of hearing needs were held at eleven school sites across the TDSB.

Of the various sites, six were specialized congregated schools, and five were schools running additional programs providing a wonderful integrated learning experience. Students were supported in developing their independence through programming in the areas of functional literacy and numeracy skills, activities of daily living, communication and social skills through a creative curriculum which included technology, physical fitness, art, music and drama.

Education Community Partnership Program Summer Program

In partnership with Sick Kids Hospital, Humber River Hospital, Youthdale, Turning Point, Fernie, Springboard and Lumenus Community Services, the Toronto District School Board (TDSB) was able to offer Secondary Credit Summer School Courses in Math, English, Geography, Food and Nutrition and Physical Education and Health to students from Grades 9-12.

Across the 13 programs, students earned credits while receiving care and treatment for addictions and/or eating disorders and or mental health needs. These partnership classrooms also supported the continuation of education for students who are in the youth justice system.

Summer Skills Development Leisure Program for Students with ASD

The Summer Skills Development Leisure program for students with autism was held at 13 locations across the TDSB with at least 3 sites in each Learning Centre with 197 participants in Grades 4-10. Over the past 6 years, the program has experienced remarkable growth and success by fostering an environment based on intentional instruction/activities, a growth mindset, and a place for students to simply have fun as they build on their social and self regulation skills.

The main goal of the Summer Leisure program was to provide an opportunity for students to enhance their social, self-regulation skills and to prepare for transitioning back to school in September. Students participated in a variety of arts and crafts activities with high engagement, such as sensory bottles, pop art doughnuts, bracelets/beading, rock art, and cooking. Students also focused on transition (e.g., to a new school, new grade, etc.) through scenarios, role play and social stories. Students learned about strategies of how to initiate conversations and how to react when someone does not agree with them or want to play with them. Students enjoyed the social interactions and developed social skills that will help as they transition back to school.

International FASD Awareness Day

September 9, 2023

September is FASD Awareness Month. First celebrated in 1999, FASD day is devoted to raising awareness of Fetal Alcohol Spectrum Disorder (FASD) to improve prevention of FASD and diagnosis and support for individuals with FASD. The Government of Canada officially recognized September as FASD Awareness Month in 2020.

The theme for this year's FASD awareness month is *Building Strengths and Abilities*.

For more information, please visit [FASD Awareness Month Website](#). We invite you to celebrate your abilities and strengths this FASD Month using the hashtag #FASDMonth2023!

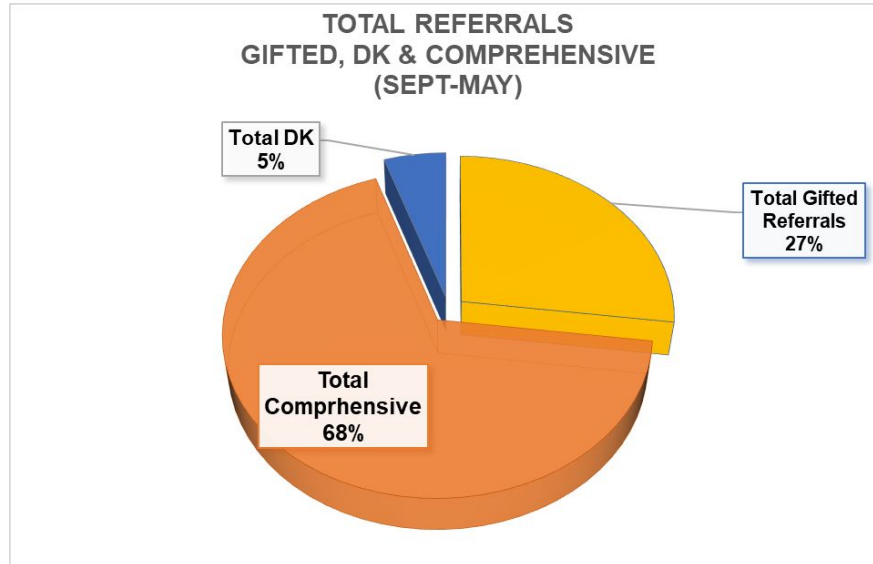
September 23 is International Day of Sign Languages

International Day of Sign Languages is celebrated annually across the world on September 23rd. The Day is a unique opportunity to support Deaf individuals and other sign language users. For more information: [International Day of Sign Languages](#).

IPRC Data - June 2023

June IPRCs	
Learning Centre 1	88
Learning Centre 2	77
Learning Centre 3	149
Learning Centre 4	106
IPRCs Completed	420
IPRC Cumulative since August 2022	
IPRC Cumulative since August 2022	4,376

Psychological Assessments Data

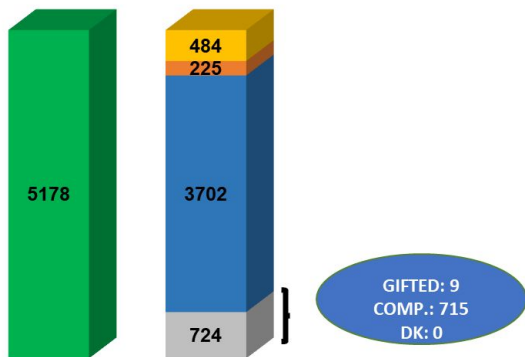


Since September 2022, the total number of referrals is **5178** (*DK-267; Gifted-1401; Comprehensive-3510*)

Gifted and DK referrals begin in late October, November, continued to present are quite low at this time.

PSYCHOLOGICAL REFERRALS-BREAKDOWN SEPT.-JUNE 2023.

■ Total Referrals ■ Waiting ■ Completed ■ In Progress ■ Removed



For Comprehensive/DK Assessments Waitlist: October 2022 had 737 Waitlist; November 2022 has 727; December it was 824; January it was 900, February it is 924, March it is 944, April 911, May 790 and June 724. This is a reduction of 8.4%; Note: **Some of which will be completed with potential summer funding for assessments.**

The Comprehensive assessments are continuing, and staff began January 2023 strong with a 5.9% reduction in the comprehensive waitlist from December 2022 and between January and March, there has been a slight increase in the comprehensive/DK assessments by 3% although the overall waitlist is down by 15% (Gifted have been almost completed). The rest of the year will continue with comprehensive. This chart indicates the breakdown of the 5178 psychological referrals (*Gifted, Comprehensive & DK*) received since September 2022 to June 2023.

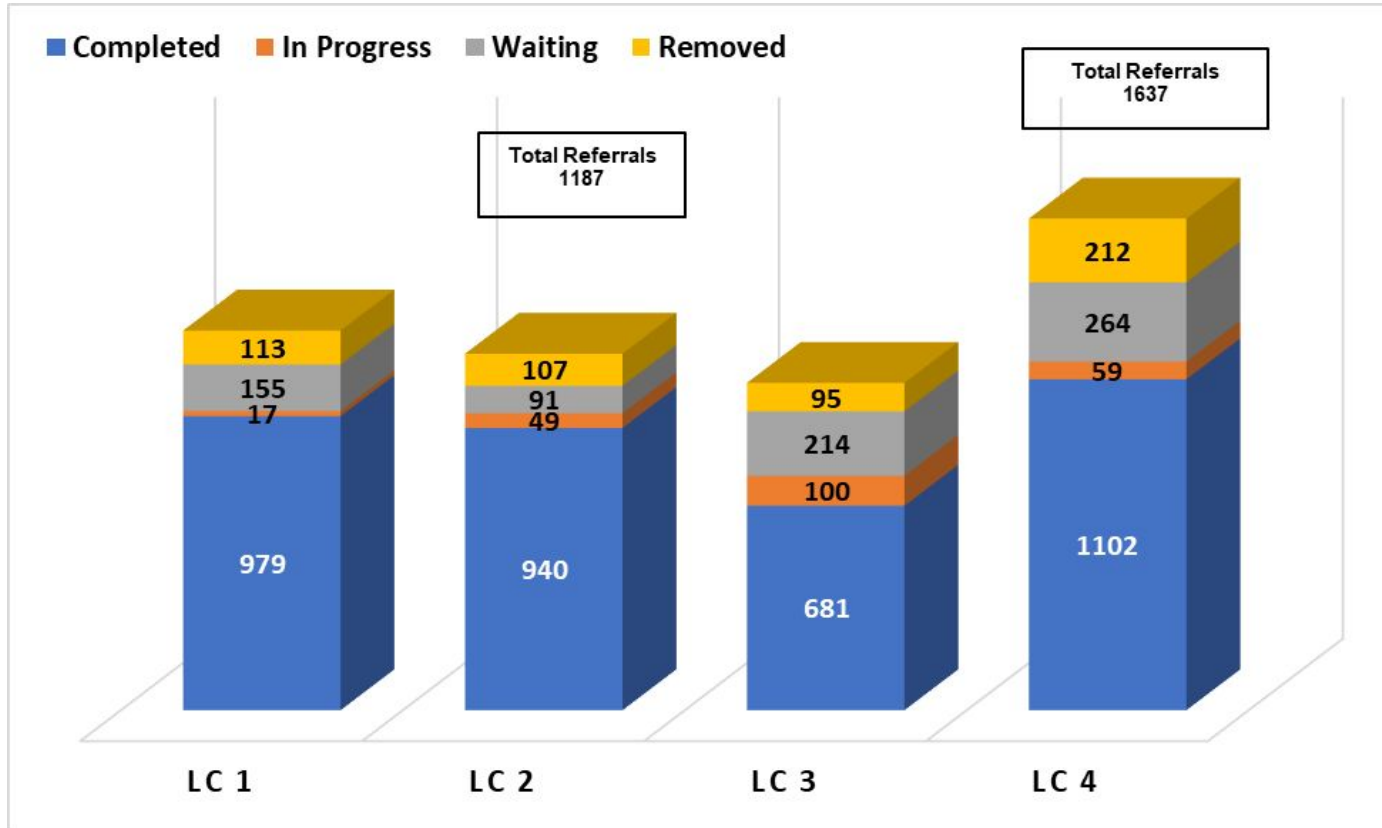
End of June 2023, **724 Comprehensive & DK Assessments are on the waitlist (715 and 9 are Comprehensive & DK Assessments respectively)**

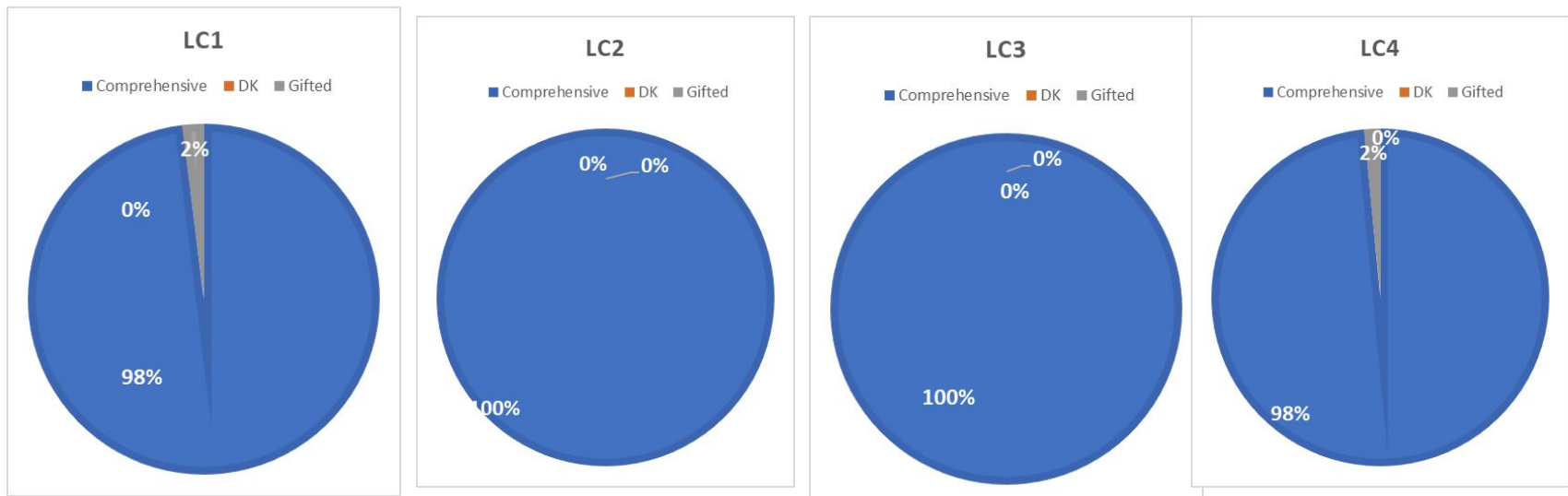
3702 Referrals (Comprehensive/DK & Gifted) have been completed since September 2022.

225 Referrals (Comprehensive, DK & Gifted) are in progress

527 have been removed for some these following reasons:

1. *The parent/guardian has not consented to the assessment*
2. *The student has left the board*
3. *The student moved out of the city/region/providence/country*
1. *Other supports were provided that supported the initial needs which initiated the assessment (trauma therapy; outside private psycho-educational assessment by parent/guardian; supports/differential strategies provided to the educators in the classroom that have positive outcomes etc.)*





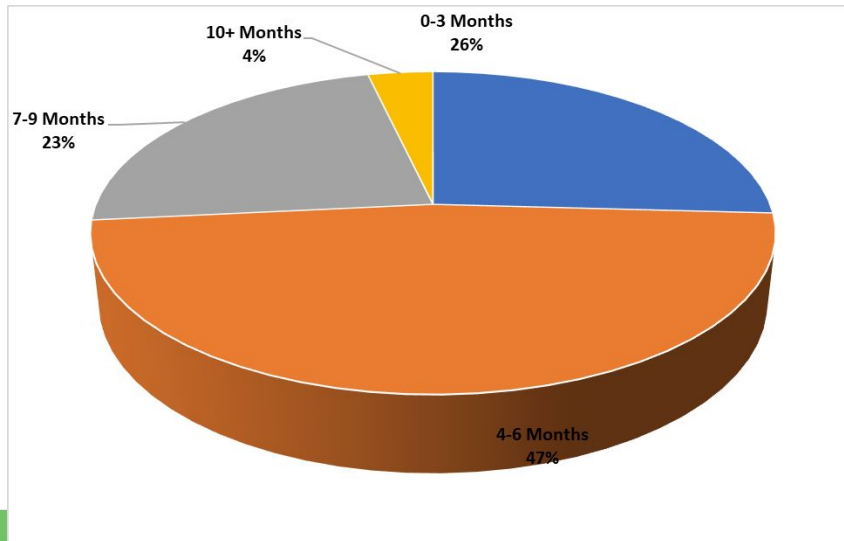
****The waitlists do vary, and part of this variance includes the following (projected for 23/24 school year)**

Higher referral numbers in LC4 are attributed to:

- LC4 has 20 plus schools more than the other LC's
- LC4 has more students than the other LC's

Learning Centre	Number of Schools	*Elementary Student Population	*Secondary Student Population	*TOTAL Student Population
1	134	38,782	19,883	58,665
2	136	38,418	16,444	54,862
3	133	38,574	15,557	53,931
4	157	47,215	19,251	66,466
Virtual School (Elementary & Secondary)				1271

Comprehensive/DK Assessments Aged Waitlist	0-3 Months	4-6 Months	7-9 Months	10+ Months	TOTAL
June 2023	185	340	164	26 <i>(all under 12 months)</i>	715



Gifted Assessments Aged Waitlist	0-3 Months	4-6 Months	7-9 Months	10+ Months	TOTAL
June 2023	6	3	0	0	9

Below are some rationales why 6-month Psychological staff are continuing to put effort in to comprehensive assessments, that are 6 plus months plus.

0-3 Months: 185 at 26% 4-6 Months: 340 at 47% 7-9 Months: 164 at 23% 10+ 26 (all under 12 months) at 4%

Total for comprehensive and DK on wait list is 715 comprehensive referrals remain on the waitlist:

Parent/Guardian want to continue with the assessments and the students are in virtual school where only a portion of psychoeducational assessments can be completed virtually. These students and parents/guardians a being offered local school spaces and administrative buildings to support the completion of in person testing but have declined.

Students who left, in between testing, to go out of the country/city/province and want to remain on the wait list.

Student who enrolled into virtual school in between testing and want to remain on the waitlist.

Student and parents/guardians who are not responding to the staff and staff are working with the school and Attendance Counselors to locate.

Pie chart percent breakdown of gifted referrals on the waitlist for all wait list

0-3 Months: 6 at 54%

4-6 Months: 3 at 46%

7-9 Months: 0 at 0%

10+: 0 at 0%

Total wait list for gifted: 9

